



cincinnati  art museum

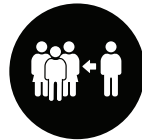
# Entering the Cincinnati Art Museum

Soon, we will go to the museum. This story tells us how to start our visit.

Before we go to the museum, let's learn about the rules. Here is what we need to remember.



Keep our hands at our sides. We do not touch the artwork, the walls or the cases.



Stay with our group.



We do not eat, drink or chew gum in the galleries.



Let the security guard look through our bag. They may ask us to put it in the coat room. We will get our belongings back when we leave the museum.



Only use pencils and paper in the galleries.



Use a quiet voice. We do not yell in the galleries.



A gallery attendant may ask us not to touch the art.



Buy a ticket at the Visitor Services desk if we want to see a special exhibition.




If we need a fidget or sensory headphones, we can pick them up in the Rosenthal Education Center (REC) or at the Visitor Services desk. We will return them when we are finished.



Walk slowly in the museum. We do not run in the galleries.



We do not take photographs when we see this icon.



---

We will see the big Pinocchio statue. That is when we know we are near the museum's Main Entrance.





If we are at the Main Entrance, we will walk up the steps or use the accessible ramp. The ramp begins near the Castellini Entrance and goes to the Main Entrance. Once we are at the top of the steps, we will go through the big wooden doors. These doors will open automatically if we push the accessible button.



If the front parking lot is full, we will go to the DeWitt Entrance. We will follow the signs to this entrance. We will use the ramp or the stairs to enter. These doors may open automatically.



When we walk in the Main Entrance or the DeWitt Entrance, we will meet a gallery attendant at the desk on the right side. They are nice, so it is ok to say hi. If we have any questions, we can ask them.

The gallery attendant will check bags and backpacks. This helps keep everyone and the artwork safe.

# \*bag policy

All bags are subject to search upon entering the museum.

Items not permitted can be stored in a **free** locker.

Limited number of lockers available.

## permitted



medical bags



purses  
smaller than  
(11" x 15" x 6")



baby bags

## not permitted



brief cases



shopping bags



tote bags



backpacks



luggage



If our bag is too big, we will put it in the coat room. We can also put our coats in the coat room. The coat room is protected by the gallery attendant near the front door. All our belongings will stay safe in the coat room. We will get our belongings back when we leave the museum.





Then, we will go to the front desk, where we may have to wait in line. Visitor Services staff will greet us. They are nice, so it is ok to say hi. If we need help, we can also ask them questions.

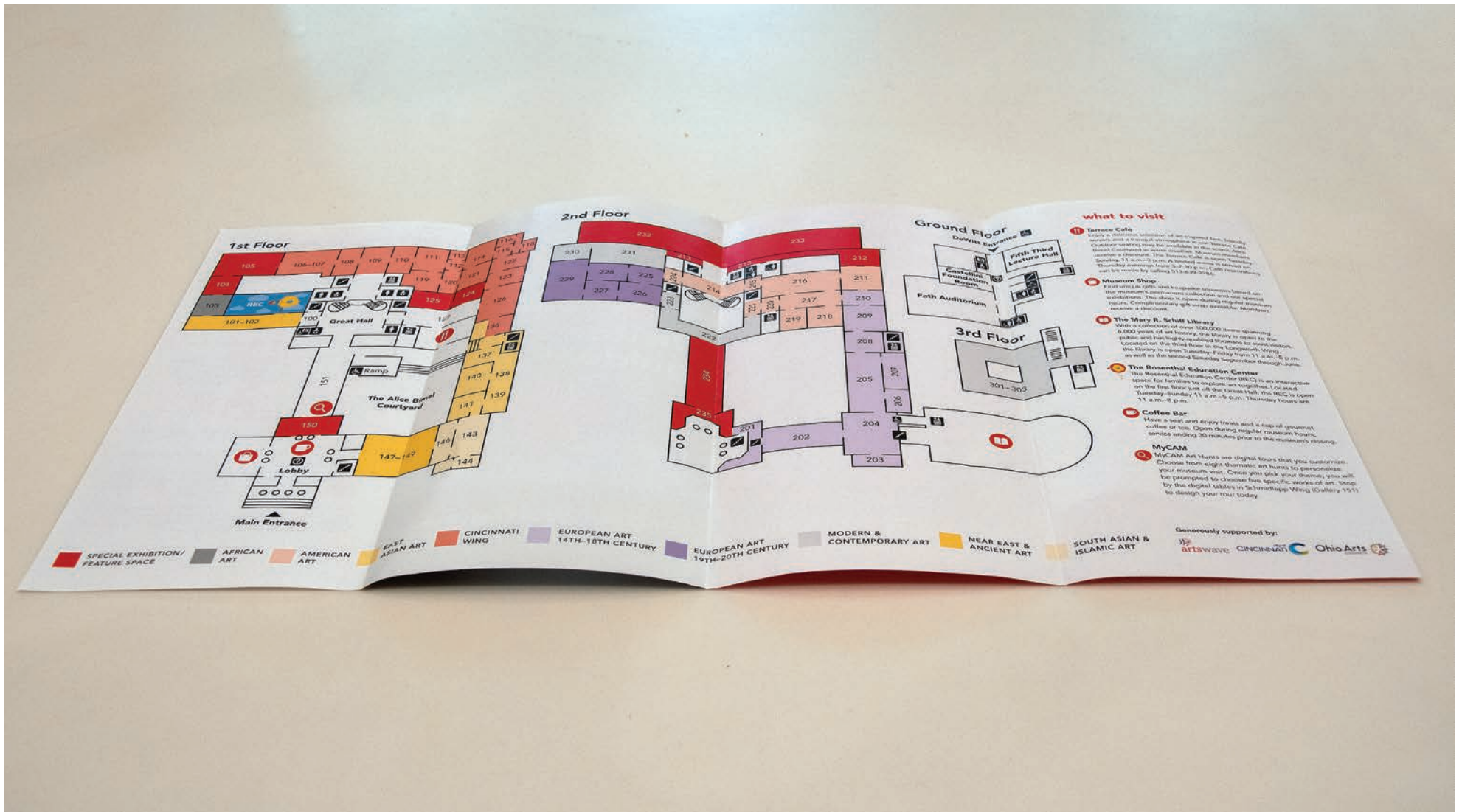


If we need a ticket to a special exhibition, we can buy it here. We can ask Visitor Services staff to help us.

---

Visitor Services staff  
will give us a map.  
The map will give us  
important information  
about the museum.





The map can tell us where things are located in the museum. We can find the bathrooms and elevators on the map.



We may need sensory headphones or a fidget to use in the galleries. We can get these from the front desk or in the Rosenthal Education Center (REC). We will return these before we leave.

---

Right now, the museum looks a little different. These changes help keep everyone at the museum safe. People are required to wear face masks, and some places in the museum may be closed.





In the museum we will see all kinds of art. The museum can be a fun place to visit!